



hm42 Prism

Ideal for public areas, short-stay and gallery seating, Coleman's hm42 Prism is a generously-proportioned modular bench system based on the plan-form of a half-hexagon that can be arranged and linked in endless permutations. The two alternative heights enable 'perching' as well as sitting, and the high unit also provides a back or armrest for the lower piece.

The units can be covered in a wide choice of fabrics and hides, and multi-tone upholstery is available - side and top panels can be upholstered in different fabrics.

For more information, [click here](#).



Coleman trained at the Royal College of Art and established his furniture design practice in 1981. He has designed and produced furniture to commission and for batch production, exhibited widely and has taught on a number of design courses. He now concentrates on design for industry, his work being characterised by its clean lines and simple, balanced forms. hm42 was launched in 2010.



hm42a, d, e, f and g units

hm42 is ideal for public area, short-stay and gallery seating

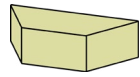


hm42 Prism

design: John Coleman

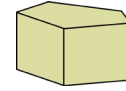
w
d
h

w
d
h



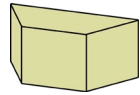
42a

1500
650
440



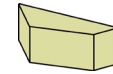
42e

1300
750
690



42b

1500
650
690



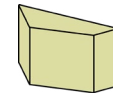
42f

1350
550
440



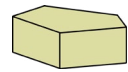
42c

750
650
435



42g

1350
550
690



42d

1300
750
440

seat height: 440/690

Showroom
2nd floor
12 Greenhill Rents
London EC1M 6BN

Factory and HQ
Alma House
301 Alma Road
Enfield EN3 7BB

T +44 (0)20 8443 2616
E sales@hitchmylius.co.uk
visit hitchmylius.co.uk